

Zenith



L17.049

L17.050

L17.051

L17.052

L17.053

L17.054

L17.058

L17.059

L17.060

L17.061

L17.062

L17.063

L17.068

L17.069

L17.070

L17.071

L17.072

L17.067



D



Intelligent Storage

Smartalock combines best-in-class lock hardware with powerful intelligent software into a complete package.

With the agile workplace providing flexibility and allowing users to operate in a space without the boundaries of how that work is achieved, an ever-growing need for personal storage is needed.

Employees need an assigned locker that they can safely store their working tools and personal belongings.

Now combine Zenith's many years of experience in custom joinery manufacturing with Smartalock you have a complete storage solution that can complement the workplace or merge seamlessly into the background.

Smartalock have taken the user experience to the next level ensuring building access codes and employees smart-phones work seamlessly with accessing the lockers, rather than using pin numbers, key padlock that slow down transition into their working day.

Smartalock is the ideal solution for educational facilities, providing their students with personal locker storage keeping the classroom tidy and providing a shared lock up space for group projects.

Environmentally Sound

Smartalock has been designed with the environment in mind. Using ABS recyclable plastics in production of the hardware and a mercury, nylon & lead free PCB circuit board. RoHS certified.

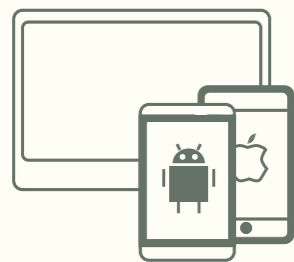


Smartalock enhances the ABW way of working by allowing dynamic use of personal locker space closest to where it's needed. Safely under provision the number of lockers to workers in line with desk ratios. Create shared lockers for project and roaming audit teams.



Card - App - Kiosk - Web

Smartalock with existing building access cards, Smart-phone App or via a touchscreen kiosk. End users can also gain complete control over their locker, via the my.smartalock.com portal. With intelligent user self-service the facility management overhead of the locker system is a fraction of key padlocks or pin codes.




All Software included

Unlike other locker systems, Smartalock includes everything from the beginning with no additional software charges, yearly renewals or premium vs standard software charges. Smartalock includes the end users Apps, simple yet powerful administration along with detailed analytics and reporting.



Solid Hardware - Smart Design

160kg lock strength with soft opening. Bright interior LED light makes finding locker contents easier & an exterior full colour indicator Power-out mechanical override.



Low Power & Low Maintenance

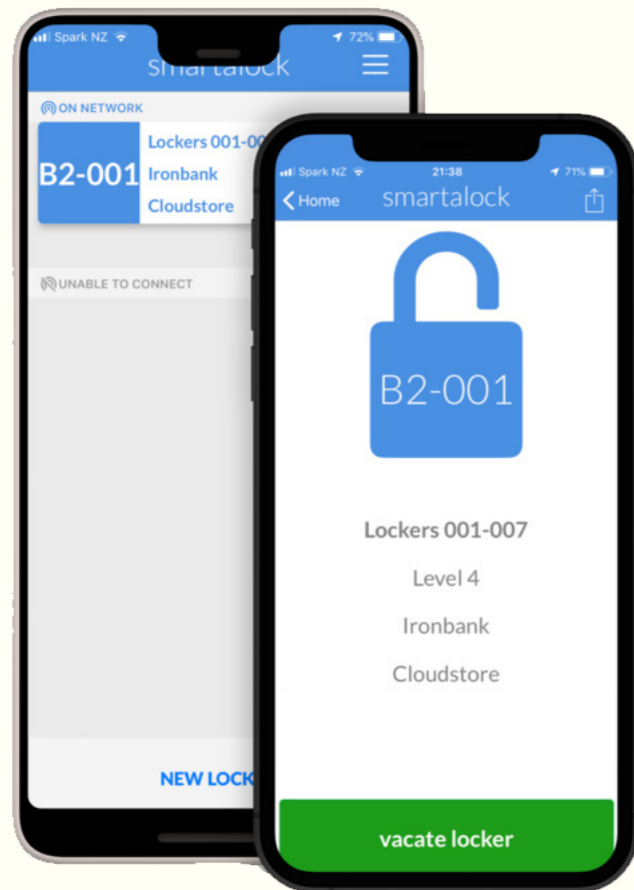
Avoid yearly maintenance replacing and disposing of toxic batteries common to battery powered locks. With Smartalock running at just 0.4W per door, with optional UPS protection, mains powered reliability keeps it working year after year.

Simple yet powerful Apps

Smartalock Software for users runs on iOS and Android. The simple application allows for dynamically obtaining lockers, opening and releasing as well as more complex functions such as sharing locker access with other App users or linking the App with a building access card should both Access cards and App use be allowed by the administrator.

The App uses bluetooth to discover nearby locker banks within around a 10 meter radius of the controller. When nearby the locker bank will appear in the app, or if the phone is locked, a small Smartalock icon will appear in the phone's lock screen.


End User App



Easy locker discovery
Simple walk near locker bank and open the App



Shake or tap access
Single tap to open a locker, or simply shake your phone to unlock



Sharing access
Simple sharing feature allows others to access your locker when your away



Smart Reminders
Smart Geofence feature (uses Smart-phone GPS) can remind you to clean locker when leaving office

Intuitive Kiosk Interface

Each locker bank can have a full touchscreen kiosks style terminal or a lower cost card reader only module. Because any touchscreen kiosk can open and control any door on the overall system, the client has flexibility in where to place touchscreen terminals. All Smartalock systems work with a smart-phone as well, meaning in some cases no terminal is required at all.



Smartalock touchscreen kiosks feature a full 7.9 inch high resolution colour display - large clear buttons for end user interaction or via an Admin PIN code can also configure a locker bank from scratch.

The Kiosk touchscreen is end user brandable, along with a message broadcast feature to signal maintenance or other information to the user.

Kiosks can be mounted on locker doors, embedded into end walls or mounted anywhere that power and data outlets can be made available.

Simple Installation

A simple installation and guided setup process. The complete Smartalock system can be installed without any complicated "Primary" and "System" swipe card dance or other convoluted process. Just follow the wizard and its done.

- Installer App built into Kiosk iPad, or any iOS device
- Average setup (200 lockers) in 20 minutes or less
- Fine tune any custom settings from powerful Admin App

Full Featured Lock Module

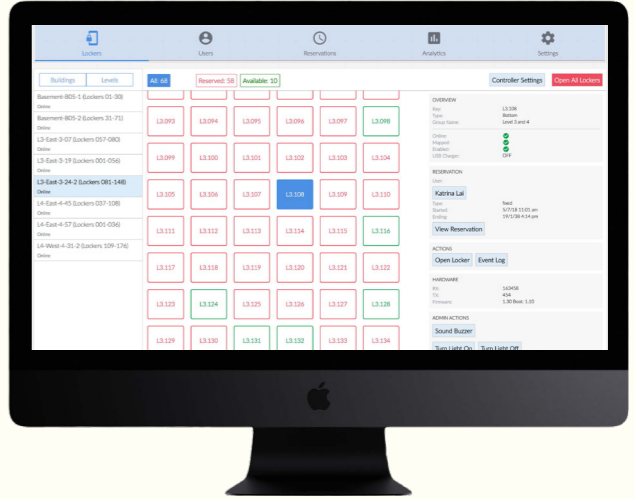
- Locks can be mounted on the left or right side to suit any locker or cabinetry design
- The soft open doors pop open 2-3 inches ensuring contactless access to the locker
- The Lockers can also be fitted with a power out override mechanism for emergency access.
- An internal bright white LED light for clear vision into the locker.



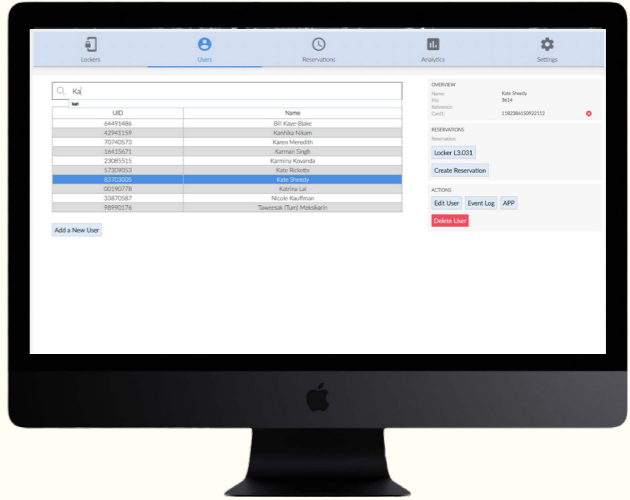
Simple Yet Powerful Administration

Smartalock carries on where other systems fall short. Manage an entire building or even multiple sites from a single lightning fast interface.

Carry out the most common administrative tasks in 2-3 clicks with a full audit trail.



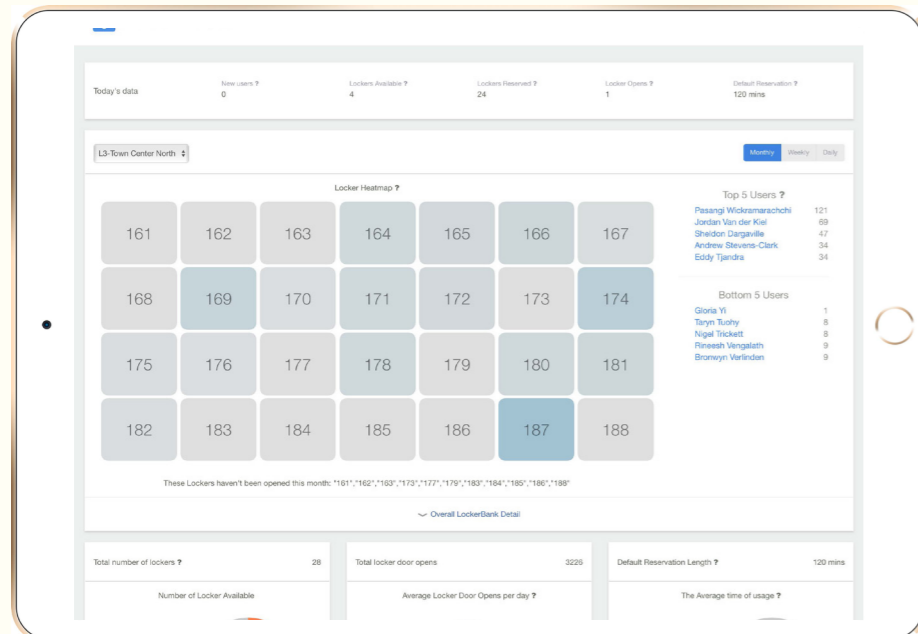
Works Onsite or Cloud hosted with bank grade security. Regardless of the deployment method, no private data ever leaves the customer site.



Usable Analytics

Smartalock Systems include complete reporting and analytics at no additional cost. Obtain deep insights into utilization to quickly answer questions the most common questions:

- Who is not using their locker - can we assign it to someone else?
- How long do people actually use their locker for?
- Do we have too many or too few lockers in this particular area?



A	B	E	F	H	I	L	N
name	locker_key	reserved_to	res_type	reservation_start	reservation_finish	last_opened	last_open_name
ent-B05-1	B.01	Todd Stevens	fixed	29/06/18 15:33	19/01/38 16:14	20/07/18 13:22	Todd Stevens
ent-B05-1	B.02	Kiosk	fixed	29/06/18 17:34	19/01/38 16:14	1/01/17 13:00	
ent-B05-1	B.03	Ely Ward	fixed	29/06/18 15:33	19/01/38 16:14	19/07/18 17:18	Ely Ward
ent-B05-1	B.04	Caroline Ash	fixed	29/06/18 15:33	19/01/38 16:14	13/07/18 16:59	Caroline Ash
ent-B05-1	B.05	Prashila Dayal	fixed	29/06/18 15:33	19/01/38 16:14	1/01/17 13:00	
ent-B05-1	B.06	Lisha Alono	fixed	29/06/18 15:33	19/01/38 16:14	1/01/17 13:00	
ent-B05-1	B.07	Rob Heaney	fixed	29/06/18 15:33	19/01/38 16:14	1/01/17 13:00	
ent-B05-1	B.08	Tom Arkell	fixed	29/06/18 15:33	19/01/38 16:14	17/07/18 7:54	Tom Arkell
ent-B05-1	B.09	Mathew Whitaker	fixed	29/06/18 15:33	19/01/38 16:14	1/01/17 13:00	
ent-B05-1	B.10	Anna Keogh	fixed	29/06/18 15:33	19/01/38 16:14	23/07/18 7:27	Anna Keogh
ent-B05-1	B.11	Temporary floating 64	adhoc	17/07/18 7:52	18/07/18 7:52	23/07/18 8:46	Temporary floating 64
ent-B05-1	B.12	Danielle Masterton	fixed	29/06/18 15:33	19/01/38 16:14	23/07/18 7:37	Danielle Masterton
ent-B05-1	B.13	Matt Dickie	adhoc	19/07/18 6:27	20/07/18 6:27	23/07/18 6:52	Matt Dickie
ent-B05-1	B.14	Marek Jawurek	fixed	29/06/18 15:33	19/01/38 16:14	23/07/18 8:07	Marek Jawurek
ent-B05-1	B.15	Dan Jones	fixed	29/06/18 15:33	19/01/38 16:14	19/07/18 12:29	Dan Jones
ent-B05-1	B.16	Matt Gunn	fixed	29/06/18 15:33	19/01/38 16:14	19/07/18 15:41	Matt Gunn
ent-B05-1	B.17	Sarah Baillie	fixed	29/06/18 15:33	19/01/38 16:14	22/07/18 14:08	Sarah Baillie
ent-B05-1	B.18	Matt Meehan	fixed	29/06/18 15:33	19/01/38 16:14	17/07/18 17:20	Matt Meehan
ent-B05-1	B.19	Brent Coates	fixed	29/06/18 15:33	19/01/38 16:14	23/07/18 11:42	Brent Coates
ent-B05-1	B.20	Hari Sundaram	adhoc	3/07/18 11:45	4/07/18 11:45	1/01/17 13:00	
ent-B05-1	B.21	Jonathan Halliwell	fixed	29/06/18 15:33	19/01/38 16:14	20/07/18 17:20	Jonathan Halliwell
ent-B05-1	B.22	Michelle MacDonald	fixed	29/06/18 15:33	19/01/38 16:14	2/07/18 9:05	Michelle MacDonald
ent-B05-1	B.23	Sam Richardson	fixed	29/06/18 15:33	19/01/38 16:14	23/07/18 8:40	Sam Richardson
ent-B05-1	B.24	Mike Turk	fixed	29/06/18 15:33	19/01/38 16:14	13/07/18 10:54	Mike Turk
ent-B05-1	B.25	Steven Grenside	adhoc	3/07/18 15:53	4/07/18 15:53	3/07/18 15:54	Steven Grenside



Zenith

Showroom Locations

Australia Melbourne, Sydney, Canberra, Brisbane, Perth, Adelaide

New Zealand Auckland, Wellington, Christchurch

Asia Hong Kong, Shanghai, Singapore, Shenzhen

info@zenithinteriors.com

zenithinteriors.com